



Globe Valves Type Bolted Bonnet

Class 600 DN 50-300 (2" – 12")

Carbon, Alloy and Stainless Steel



Fig. VG600BB

Design:
BS 1873 and ASME B16.34

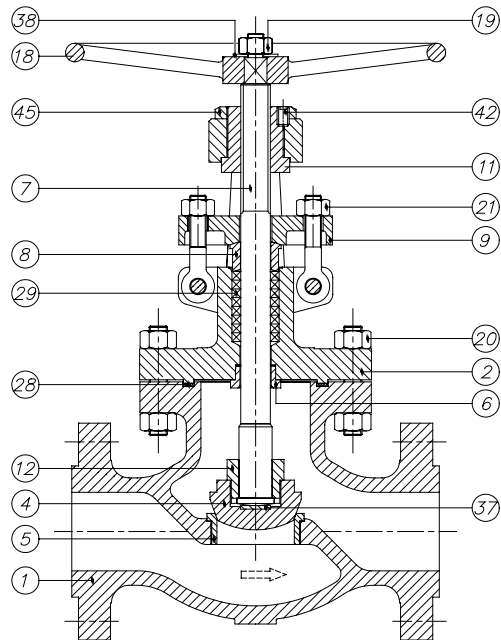




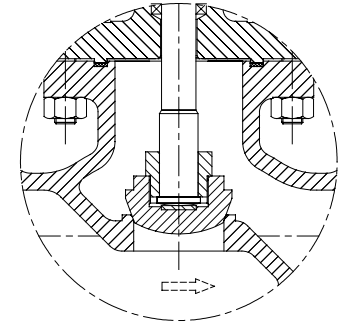
Globe Valves Class 600

Type Bolted Bonnet

Parts and materials



**Stainless Steel
Construction**



Trim Material

API 600 Trim No.	Stem / Backseat	Seating Surface Body / Wedge
1	13% Cr	13% Cr
2	SS 304	SS 304
3	SS310	SS310
4	13% Cr	13% Cr (Hard)
5 or 5A	13% Cr	HF
6	13% Cr	13% Cr / Cu Ni
7	13% Cr	13% Cr / 13% Cr (Hard)
8 or 8A	13% Cr	HF / 13% Cr
9	Monel	Monel
10	SS 316	SS 316
11 or 11A	Monel	HF / Monel
12 or 12A	SS 316	HF / SS 316
13	Alloy 20	Alloy 20
14 or 14A	Alloy 20	HF / Alloy 20

HF: Hard Facing using Co Cr welding alloy (Stellite)

Item	Description	Material			
		Carbon Steel	Carbon Steel (Low Temp.)	Alloy Steel	Stainless Steel
1	Body	A 216 Gr.WCB	A 352 Gr.LCB	A 217 Gr.C5	A 351 Gr.CF8M
2	Bonnet	A 216 Gr.WCB	A 352 Gr.LCB	A 217 Gr.C5	A 351 Gr.CF8M
4	Disc	A 105 + ER 410	A 182 Gr.F304	A 217 Gr.C5 + ER 410	A 351 Gr.CF8M
5	Seat Ring	A 105 + Stellite	A 182 Gr.F304	A 182 Gr.F6a + Stellite	----
6	Backseat	A 182 Gr.F6a	A 182 Gr.F304	A 182 Gr.F6a	----
7	Stem	A 182 Gr.F6a	A 182 Gr.F304	A 182 Gr.F6a	A 182 Gr.F316
8	Gland	A 105	A 105	A 182 Gr. F6a	A 182 Gr.F316
9	Gland Flange	A 105	A 105	A 105	A 182 Gr.F304
11	Stem Nut	B 148 / A 439 Gr.D2	B 148 / A 439 Gr.D2	B 148 / A 439 Gr.D2	B 148 / A 439 Gr.D2
12	Disc Nut	A 182 Gr.F6a	A 182 Gr.F304	A 182 Gr.F6a	A 182 Gr.F316
18	Handw heel	Carbon Steel	Carbon Steel	Carbon Steel	Carbon Steel
19	Handw heel Nut	Steel	Steel	Steel	Steel
20	Bonnet Bolt & Nut	A 193 Gr.B7 / A 194 Gr.2H	A 193 Gr.B7 / A 194 Gr.2H	A 193 Gr.B7 / A 194 Gr.2H	A 193 Gr.B7 / A 194 Gr.2H
21	Eye Bolt & Nut	A 193 Gr.B7 / A 194 Gr.2H	A 193 Gr.B7 / A 194 Gr.2H	A 193 Gr.B7 / A 194 Gr.2H	A 193 Gr.B7 / A 194 Gr.2H
28	Gasket	SPW S.S. 304 / Graphited	SPW S.S. 304 / Graphited	SPW S.S. 304 / Graphited	SPW S.S. 316 / Graphited
29	Gland Packing	Graphited	Graphited	Graphited	Graphited
37	Thrust Washer	A 182 Gr.F6a	A 182 Gr.F304	A 182 Gr.F6a	A 182 Gr.F316
38	Washer	Steel	Steel	Steel	Steel
42	Grub Screw	A 193 Gr.B7	A 193 Gr.B7	A 193 Gr.B7	A 193 Gr.B7
45	Lock Nut	Steel	Steel	A 182 Gr.F6a	A 182 Gr.F316

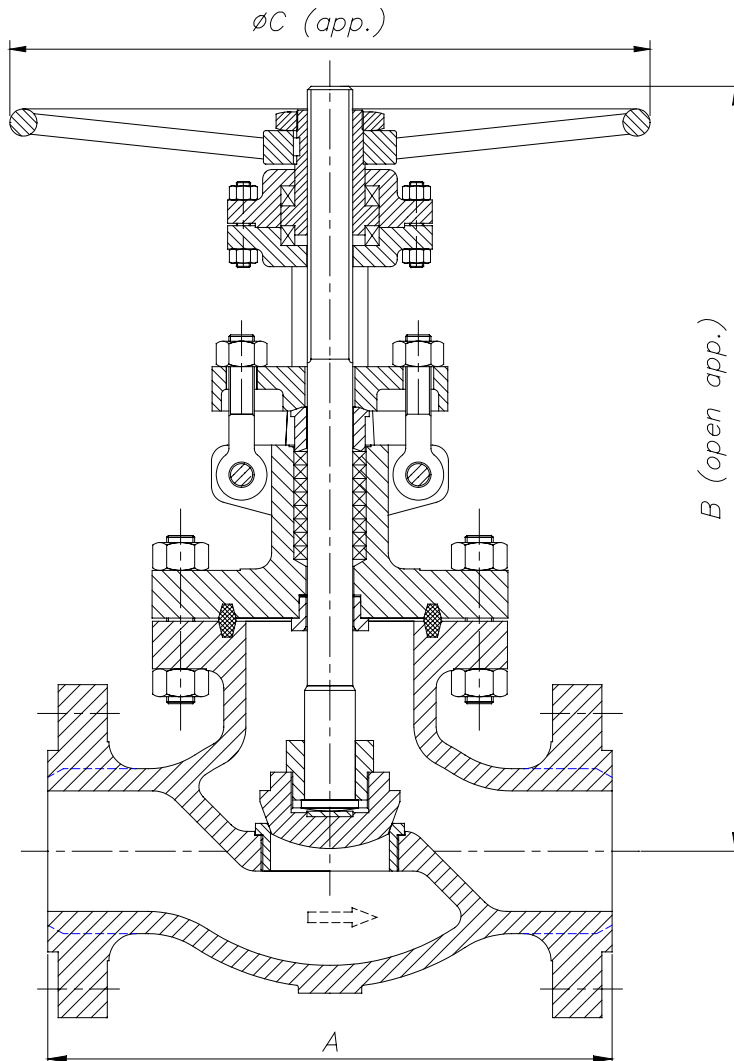
Item 5 and 6 only in Carbon Steel and Alloy Steel construction



® Globe Valves Class 600

Type Bolted Bonnet

Dimensions



DN	A (RF/BW)	B	ØC	WEIGHT
50 (2")	292	400	250	35
65 (2½")	330	425	300	40
80 (3")	356	490	350	68
100 (4")	432	635	400	128
125 (5")	508	685	450	185
150 (6")	559	740	500	250
200 (8")	660	975	600	435
250 (10")	787	1080	650	825
300 (12")	838	1230	700	910

(*) Dimensions in mm and weight in kg.



Globe Valves Class 600

Type Bolted Bonnet

General Characteristics, Cv, P&T Rating

GENERAL CHARACTERISTICS		Fig. VG600BB		
DESIGN STANDARDS				
Valves design	BS 1873	ASME B16.34	MSS SP- 42	
End to End Dimensions	ASME B16.10 & ISO 5752			
Flanged Dimensions	ASME B16.5 & ISO 7005-1 Part. 1	ASME B16.47	BS 3293	MSS SP-44
Buttweld Dimensions	ASME B16.25			
Visual Inspection	MSS SP- 55			
Marking	MSS SP-25 & ISO 5209			
TESTS AND CERTIFICATES				
Pressure testing	API 598 & ISO 5208	BS 6755 Part. 1	MSS SP-61	

Cv Values in U.S. Gallons/min.

DN	Cv	DN	Cv
50 (2")	55	150 (6")	425
65 (2½")	80	200 (8")	790
80 (3")	105	250 (10")	1200
100 (4")	190	300 (12")	1850
125 (5")	305		

Pressure-Temperature (STANDARD CLASS According to ASME B16.34)

Temp °C	MATERIAL			
	A216 WCB Bar	A352 LCB Bar	A217 C5 Bar	A351 CF8M Bar
-29 to 38	102,0	95,8	103,4	99,2
95	93,0	90,6	102,7	85,4
150	90,6	87,8	98,5	77,2
205	87,5	85,1	87,1	70,6
260	82,7	80,3	91,6	65,8
315	75,4	73,4	83,4	62,0
345	74,1	72,0	81,0	61,3
375	73,4		78,2	59,9
400	69,6		72,7	58,9
425	56,8		69,9	58,2
450	36,9		66,5	57,5
485	23,8		51,0	57,2
510	14,1		37,9	53,4
540	7,2		27,6	48,2
565			20,0 *	47,2 *
595			13,8 *	42,0 *
620			8,6 *	32,7 *
650			4,8 *	25,5 *
675				20,3 *
705				16,2 *
735				13,1 *
760				10,3 *
790				7,9 *
815				5,9 *

* FOR WELD END VALVES ONLY. FLANGE END RATINGS TERMINATE AT 540°C